

Air Exchanger

For drying room, tumble dryer and drying cabinet

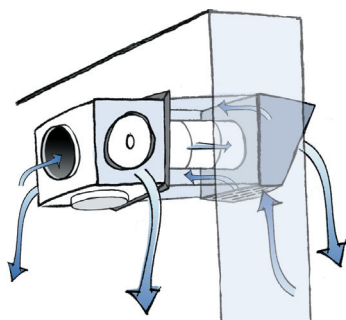
The air exchanger is available in two versions, with one or two fresh air valves.

It removes warm moist air from the drying room, drying cabinet or tumble dryer and brings fresh air to the laundry room.

Function

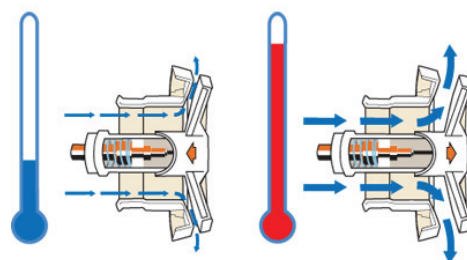
Cold, dry air is taken in through a fresh air vent, when outgoing warm air passes through the unit. The outgoing air activates a heat-sensitive thermostat that opens the fresh air vent.

With its simple design the air exchanger is easy to install and operate and requires almost no maintenance.



Construction

The air exchanger consists of an outdoor unit which is primed with white paint. The indoor unit is white and has one or two self-regulating fresh air valves and an extension to the drying room, drying cabinet or tumble dryer.



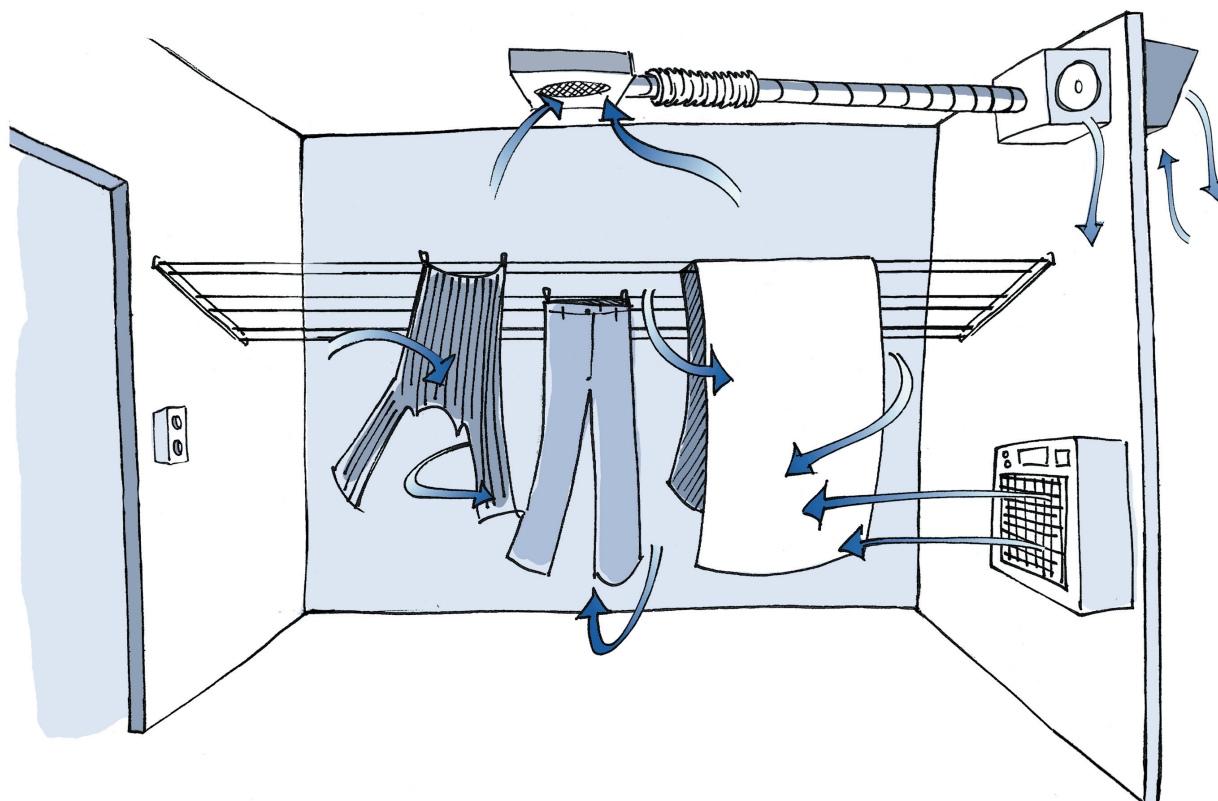
About PODAB

PODAB is a Swedish company that has been in the laundry business since 1945. We develop, manufacture and market quality products at competitive prices for multiple apartment buildings, laundry rooms and for professional use.

Contact us

PODAB's head office, warehouse, workshop and export department are situated in Gothenburg, Sweden. If you have any questions, please feel free to contact us at +46 31-752 01 00. You can also read more about us at www.podab.com.

Air Exchanger		1 air valve	2 air valve
Main Data	Outlet exhaust, Ø, mm (inch)	125 (4,9)	160 (6,3)
	Part No	141009	141018
Control equipment	Thermostatic valves +5 - +20°C sensor for forcing air intake at evacuation.		
Dimensions, hole in the wall	Square, mm (inch)	200x200 (7,9x 7,9)	250x250 (9,8x 9,8)
	Circle Ø, mm (inch)	230 (9,1)	300 (11,8)
Weight	Net, kg (lbs)	5,5 (12,1)	9,5 (20,9)
	Shipping data net, kg (lbs)	6,5 (14,3)	10,5 (23,1)
Dimensions, outdoor part	Width, mm (inch)	200 (7,9)	295 (11,95)
	Depth, mm (inch)	210 (8,3)	235 (9,25)
	Height, mm (inch)	230 (9,1)	290 (11,4)
Dimensions, indoor part	Width, mm (inch)	230 (9,1)	295 (11,6)
	Depth, mm (inch)	240 (9,4)	230 (9,3)
	Height, mm (inch)	252 (9,9)	295 (11,6)
Dimensions, mounting frame indoor part	Depth, mm (inch)	310 (12,2)	380 (15,0)
	Height, mm (inch)	330 (13,0)	380 (15,0)



2020-09-01. Changes can be made without prior notice.