



## T 201 E

### Tumble Dryer with Great Capacity

The T 201 E is a large and robust air vented tumble dryer with a 201 liter (7,1 ft<sup>3</sup>) drum volume and a capacity of 10 kg (22 lbs).

The tumble dryer is designed to be durable and reliable. It is a robust dryer with short drying times and a user-friendly construction. It has four automatic programs and one program for timed drying. Gentle drying can be activated as an option for each drying program. It is easy to connect the tumble dryer to a central payment system.

### Details

- 201 l (7,1 ft<sup>3</sup>) drum volume
- Large capacity, 10 kg (22 lbs)
- Four automatic programs and one timed drying program
- User-friendly display
- The keypad has a tactile writing system
- Important parts can be reached from the front and from the top
- The door hinges can be moved from the right to the left side and can be opened 180°
- Prepared for coin operation
- Seven languages (Swedish, Norwegian, Danish, English, French, German, Spanish)

Main Data	T 201 E
Drum volume, l (ft <sup>3</sup> )	201 (7,1)
Capacity 1:20, kg (lbs)	10 (22)
Heating effect, kW	4,5
Part No	121053
Consumption data, normal temperatur, full load*	
Drying time, min	60
Drying capacityg/min (oz/min)	72 (2,5)
Energy consumption, kWh	4,1

\*Drying of 10 kg (22 lbs) cotton (dry weight), washed and high-spinned to 43 % residual moisture. Dried to 0 % residual moisture.

### About PODAB

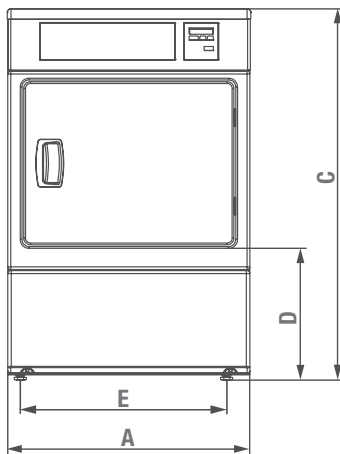
PODAB is a Swedish company that has been in the laundry business since 1945. We develop, manufacture and market quality products at competitive prices for multiple apartment buildings, laundry rooms and for professional use.

### Contact us

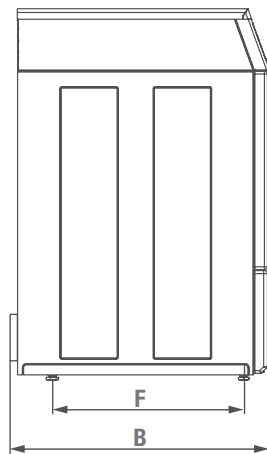
PODAB's head office, warehouse, workshop and export department are situated in Gothenburg, Sweden. If you have any questions, please feel free to contact us at +46 31-752 01 00. You can also read more about us at [www.podab.com](http://www.podab.com).

Tumble Dryer		T 201 E
<b>Electrical connections</b>	Phase/Voltage/Frequency	3~N/400V/50Hz
	Total effect, kW	4,9
	Fuse, A	10
	Cable length, mm (inch)	2300 (90,6)
<b>Air connections</b>	Outlet exhaust, $\varnothing$ mm (inch)	100 (3,94)
	Outlet air flow, m <sup>3</sup> /h (ft <sup>3</sup> /h)	150 (5297)
	Pressure drop, max Pa (psf)	50 (1,04)
<b>Optional extras</b>	Plinth, 300 mm (11,8 inch), part no	101212
	Air exchanger 1 vent., part no	141009
	Air exchanger 2 vent., part no	141018
<b>Sound level</b>	Airborn sound level, dB(A)	54
<b>Weight</b>	Net, kg/ (bs)	80 (176,4)
	Shipping data net, kg (lbs)	100 (220,5)

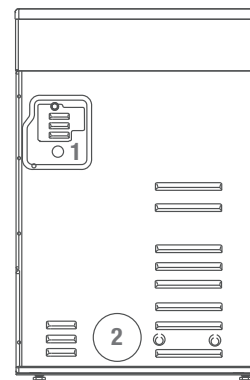
Front



Left side



Rear side



1. Electrical connection
2. Outlet exhaust

Dimensions, mm (inch)	A	B	C	D	E	F
	Width	Depth	Height	Height to door	Distance between feet (width)	Distance between feet (depth)
T 201 E	687 (27,0)	730 (28,7)	1050 (41,3)	380 (15,0)	613 (24,1)	540 (21,3)



2016-04-27\_V2. Changes can be made without prior notice.