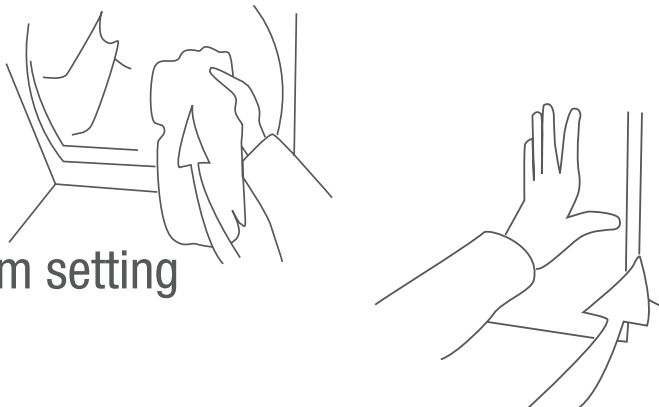


# INSTRUCTIONS

TUMBLE DRYER T 165 E

## CAPACITY 6-9 KG DRY LAUNDRY

1. Fill the drum with laundry
2. Close the door properly
3. Choose temperature and program setting
4. Push the program knob to start



### Automatic stop

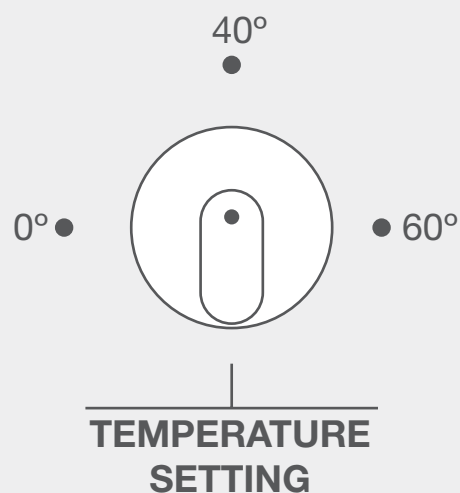
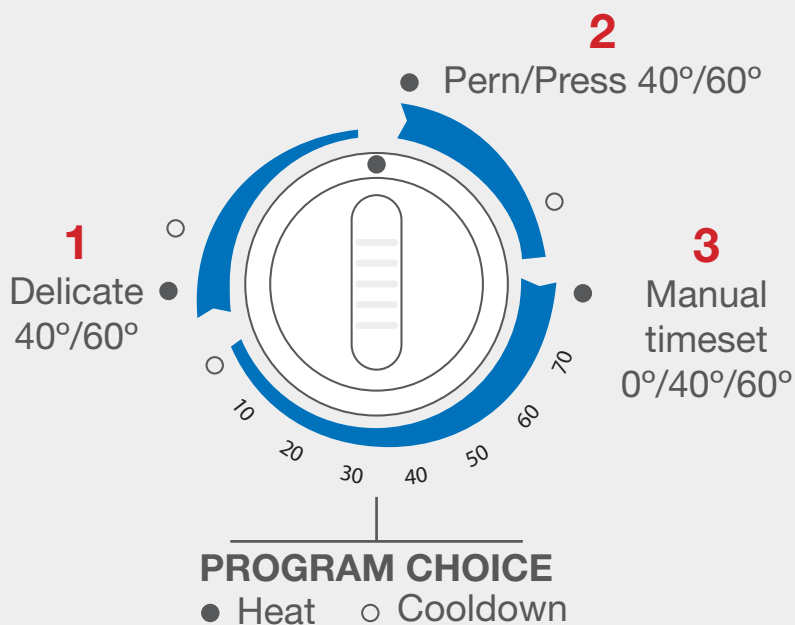
Stops when the laundry is dry

- 1 Delicate 40°/60°
- 2 Perm/Press 40°/60°

### Manual time set

Stops after the set time

- 3 Select the temperature and set time manually



Let always the program finish. Clean the lint filter after usage